









DEVICE TYPE: 60V Schottky Barrier Diode(HIGH ESD)

CHIP LAY-OUT	CHIP INFO	DIMENSION / DATA		
<p>Single die Dual die</p>  <p>TOP VIEW</p>  <p>SIDE VIEW</p> 	V_{RWM}	60V		
	I_{FAV}	1A~120A		
	T_{JMAX}	125~175°C		
	WAFER SIZE	150 ± 0.3 mm		
	CHIP SIZE	28mil~300mil		
	CHIP THICKNESS	6~11 mils		
	SCRIBE LINE WIDTH	4 mils		
	METALLIZATION			
	- Top Metal	>70mil	≤70mil	
	Ag	36000Å	48000Å	
	Au	6500Å		
	Al	73000Å		
	- Back Metal	>70mil	≤70mil	
	Ag	11000Å	17000Å	
Au	4000Å			
ESD Capability	Minimum Electro-Static Discharge resistance to voltage			
	JEDEC Standard	>8	kv	
	IEC-61000-4-2 Standard	>8		
Delivery	Wafer (6 inch)	Dies with tape	Dies in bottle (≤70mil)	
				

YIELD CUT-OFF: 95%

WAFER MANUFACTURER: Li-ON Microelectronics

LOCATION: Hangzhou, China

Update:2018-6-4



DEVICE TYPE: 60V Schottky Barrier Diode(High ESD)

ELECTRICAL RATINGS & CHARACTERISTICS <small>T_J>125°C(T_A = 25°C, UNLESS OTHERWISE NOTED)</small>								
SYMBOL	CHIP SIZE (mil)	CONTACT SIZE(mil)	I _{FAV} (A)	Device	RS(A)	IFSM(A)	V _{FMAX} (V)	I _{RMAX} (uA)
Single die	24.4	18.1*18.1	1		1	20		
	28	20*20	1		1	25		
	32	24*24	1		1	30		
	35	27*27	1		1	35		
	40	32*32	2	S8116A	1	40	0.62	50
	45	37*37	2	S4092A	1	50	0.58	50
	50	42*42	3	S4117A	2	60	0.65	50
	53	43.5*43.5	3	S4093A	2	80	0.61	50
	60	51.5*51.5	3	S4094A	2	100	0.58	150
	63	54*54	5		2	120		
	70	61*61	5	S4095A	2	150	0.58	100
	78	69*69	8	S4052A	2	180	0.61	180
	88	79*79	10		2	200		
	98	89.2*89.2	15	S4024A	2	250	0.65	300
	105	96.2*96.2	15	S4080A	2	275	0.61	300
	120	111.2*111.2	15	S4065A	3	275	0.55	600
	130	120.8*120.8	20		3	275		
	150	141.7*141.7	30		3	275		
	175	166.7*166.7	40		3	275		
	200	190.5*190.5	50		3	275		
250	237*237	80		3	275			
275	266.7*266.7	100		3	275			
300	287*287	120		3	275			
Dual die	86	36.15*78*2	2*5		2	120		
	97	40.65*88*2	2*5		2	150		
	102	44.25*94*2	2*10		2	160		
	112	48.25*103*2	2*10		2	180		
	122	54.25*114*2	2*10	S4219A	2	200	0.61	200
	141	63.25*132.5*2	2*15		3	250		
	170	77.25*161*2	2*20		3	275		


DEVICE TYPE: 60V Schottky Barrier Diode(High ESD)

ELECTRICAL RATINGS & CHARACTERISTICS $T_J > 150^\circ\text{C}$ ($T_A = 25^\circ\text{C}$, UNLESS OTHERWISE NOTED)								
SYMBOL	CHIP SIZE (mil)	CONTACT SIZE(mil)	I_{FAV} (A)	Device	RS(A)	IFSM(A)	V_{FMAX} (V)	I_{RMAX} (μ A)
Single die	24.4	18.1*18.1	1		1	20		
	28	20*20	1		1	25		
	32	24*24	1	S1118A	1	30	0.68	10
	35	27*27	1	S1188A	1	35	0.61	10
	40	32*32	2	S1116A	1	40	0.65	20
	45	37*37	2	S1092A	1	50	0.61	50
	50	42*42	3	S1117A	2	60	0.68	50
	53	43.5*43.5	3	S1093A	2	80	0.65	50
	60	51.5*51.5	3	S1094A	2	100	0.61	50
	63	54*54	5		2	120		
	70	61*61	5	S1095A	2	150	0.61	50
	78	69*69	8	S1052A	2	180	0.65	50
	88	79*79	10	S1091A	2	200	0.65	50
	98	89.2*89.2	15	S1024A	2	250	0.68	100
	105	96.2*96.2	15	S1080A	2	275	0.65	100
	120	111.2*111.2	15	S1065A	3	275	0.61	100
	130	120.8*120.8	20	S1066A	3	275	0.61	100
	150	141.7*141.7	30	S1067A	3	275	0.61	100
	175	166.7*166.7	40		3	275		
	200	190.5*190.5	50	S1316A	3	275		
250	237*237	80		3	275			
275	266.7*266.7	100		3	275			
300	287*287	120		3	275			
Dual die	86	36.15*78*2	2*5	S1133A	2	120	0.68	30
	97	40.65*88*2	2*5	S1158A	2	150	0.65	30
	102	44.25*94*2	2*10	S1010A	2	160	0.77	50
	112	48.25*103*2	2*10	S1171A	2	180	0.68	50
	122	54.25*114*2	2*10	S1219A	2	200	0.65	50
	141	63.25*132.5*2	2*15	S1180A	3	250	0.68	100
	170	77.25*161*2	2*20	S1181A	3	275	0.65	100


DEVICE TYPE: 60V Schottky Barrier Diode(High ESD)

ELECTRICAL RATINGS & CHARACTERISTICS $T_J > 175^\circ\text{C}$ ($T_A = 25^\circ\text{C}$, UNLESS OTHERWISE NOTED)								
SYMBOL	CHIP SIZE (mil)	CONTACT SIZE(mil)	I_{FAV} (A)	Device	RS(A)	IFSM(A)	V_{FMAX} (V)	I_{RMAX} (μ A)
Single die	24.4	18.1*18.1	1		1	20		
	28	20*20	1		1	25		
	32	24*24	1		1	30		
	35	27*27	1	S2188A	1	35	0.68	5
	40	32*32	2		1	40		
	45	37*37	2		1	50		
	50	42*42	3	S2117A	2	60	0.72	10
	53	43.5*43.5	3		2	80		
	60	51.5*51.5	3	S2094A	2	100	0.68	10
	63	54*54	5		2	120		
	70	61*61	5	S2095A	2	150	0.68	10
	78	69*69	8	S2052A	2	180	0.72	10
	88	79*79	10	S2091A	2	200	0.72	10
	98	89.2*89.2	15		2	250		
	105	96.2*96.2	15	S2080A	2	275	0.72	20
	120	111.2*111.2	15	S2065A	3	275	0.68	20
	130	120.8*120.8	20	S2066A	3	275	0.68	30
	150	141.7*141.7	30	S2067A	3	275	0.68	50
	175	166.7*166.7	40		3	275		
	200	190.5*190.5	50	S2316A	3	275	0.68	100
250	237*237	80	S2290A	3	275	0.68	100	
275	266.7*266.7	100	S2296A	3	275	0.68	100	
300	287*287	120	S2359A	3	275			
Dual die	86	36.15*78*2	2*5	S2133A	2	120	0.72	10
	97	40.65*88*2	2*5	S2158A	2	150	0.68	10
	102	44.25*94*2	2*10	S2010A	2	160	0.82	10
	112	48.25*103*2	2*10		2	180		
	122	54.25*114*2	2*10	S2219A	2	200	0.72	20
	141	63.25*132.5*2	2*15	S2180A	3	250	0.72	20
	170	77.25*161*2	2*20		3	275		